

Scaled data based on original data using
LM-79-08 Approved Method: Electrical and Photometric Measurements of Solid-
State Lighting Products

Test Report Prepared for
Cooper Lighting Solutions
(formerly Eaton)

Brand: McGRAW-EDISON

Report Number: P227060

Luminaire Tested: **ISW-AF-350-LED-E1-SL4**

Issue Date: 3/3/2020

Test Information

Test Method: LM-79-08
Report Number: P227060
TEST IS SCALED FROM IESNA LM-79-08 TEST DATA (P35947)
Test Lab: INNOVATION CENTER-P3
Issue Date: 3/3/2020
Manufacturer: COOPER LIGHTING SOLUTIONS (FORMERLY EATON)
Product Line: MCGRAW-EDISON
Catalog Number: ISW-AF-350-LED-E1-SL4
Description: IMPACT ELITE LED WEDGE LUMINAIRE
LIGHT SQUARE WITH ACCULED OPTICS-TYPE IV W/SPILL CONTROL
Light Source: (16) 4000K CCT, 70 CRI LEDs
Ballast/Driver: ELECTRONIC DRIVER

Summary

Lumens per Lamp: N/A
Luminaire Lumens: 2285.5 lumens
Efficiency: N/A
Efficacy: 113.8 lumens/watt
Luminous Opening: Rectangular (W 0.5' x L: 0.5' x H: 0')
IES Classification: Type IV - Short - Semi-Cutoff
BUG Rating: B0 - U1 - G1

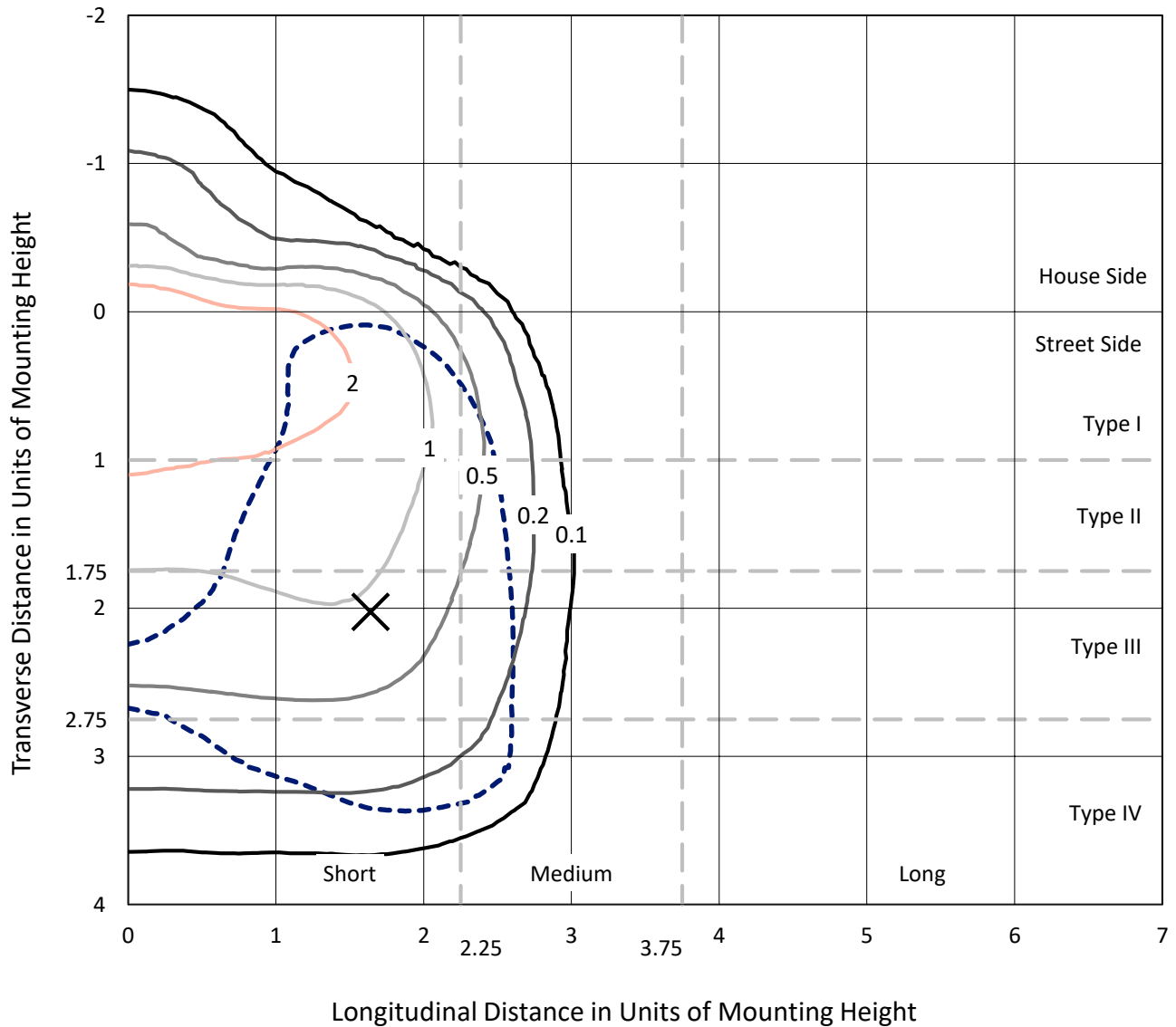
Input Watts (W): 20.09
Input Voltage (V): 120
Input Current (Ain): NR
Voltage Rise (V): NR
Power Factor: NR
Total Harmonic Distortion (THDi): NR
Frequency (hertz): 60
Stabilization Time: NR
Operation Time: NR
Ambient Temperature (°C): NR
Test Distance: 25 FT



REPORT NUMBER: P227060
 CATALOG NUMBER: ISW-AF-350-LED-E1-SL4

Iso-Footcandle Lines of Horizontal Illumination

× Max cd
 - - - 1/2 Max cd

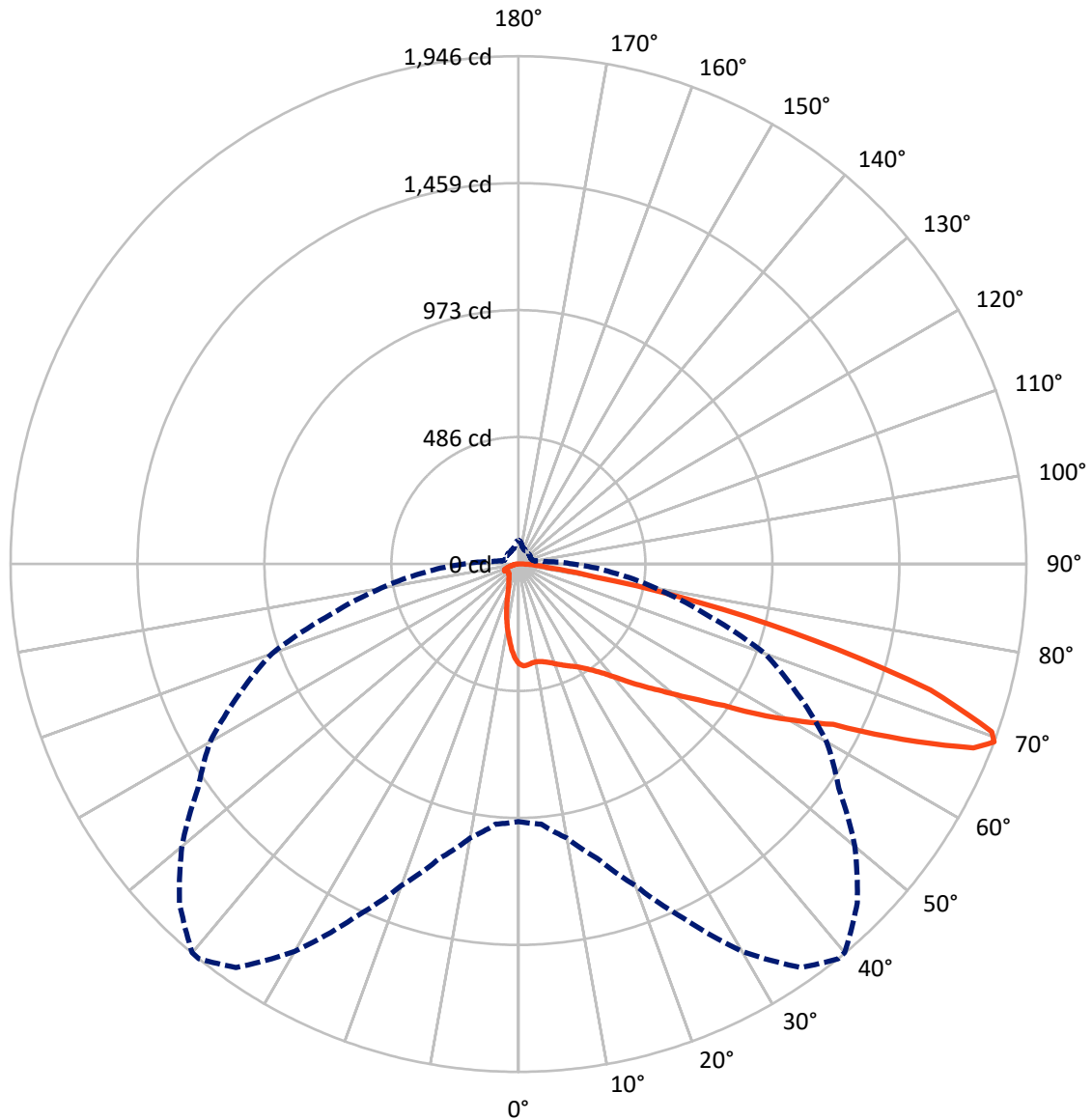


Based on 10 foot mounting height. Maximum calculated value = 3.8 fc
 Type IV - Short - Semi-Cutoff

REPORT NUMBER: P227060

CATALOG NUMBER: ISW-AF-350-LED-E1-SL4

Luminous Intensity Polar Plot



— Vertical Plane Through 39-Deg Lateral - - - Horizontal Cone Through 69-Deg Vertical

REPORT NUMBER: P227060

CATALOG NUMBER: ISW-AF-350-LED-E1-SL4

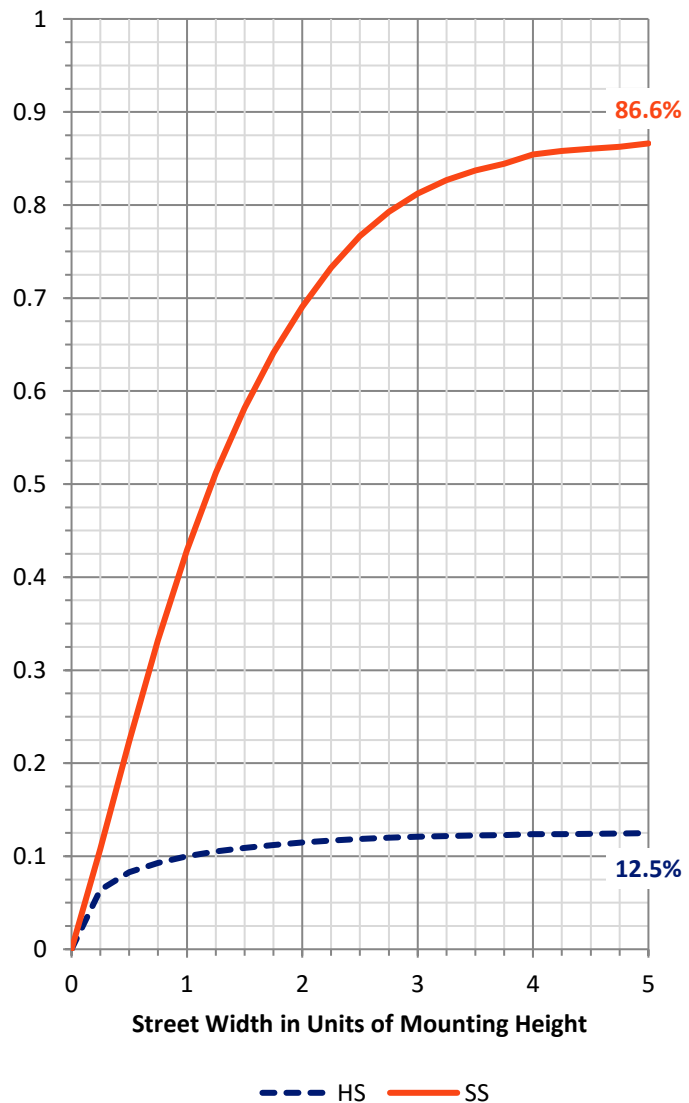
FLUX DISTRIBUTION:

		Downward	Upward	Total
House Side	Lumens	289.2	0.1	289.2
	% Fixture	12.7	0.0	12.7
Street Side	Lumens	1995.7	0.6	1996.3
	% Fixture	87.3	0.0	87.3
Total	Lumens	2284.9	0.6	2285.5
	% Fixture	100.0	0.0	100.0

Coefficient of Utilization

ZONAL LUMENS:

Zone	Lumens	% Fixture
0°-10°	33.0	1.4
10°-20°	83.3	3.6
20°-30°	129.7	5.7
30°-40°	196.0	8.6
40°-50°	313.6	13.7
50°-60°	492.9	21.6
60°-70°	663.7	29.0
70°-80°	329.2	14.4
80°-90°	43.2	1.9
90°-100°	0.6	0.0
100°-110°	0.0	0.0
110°-120°	0.0	0.0
120°-130°	0.0	0.0
130°-140°	0.0	0.0
140°-150°	0.0	0.0
150°-160°	0.0	0.0
160°-170°	0.0	0.0
170°-180°	0.0	0.0
0°-90°	2284.9	100.0
0°-180°	2285.5	100.0



REPORT NUMBER: P227060

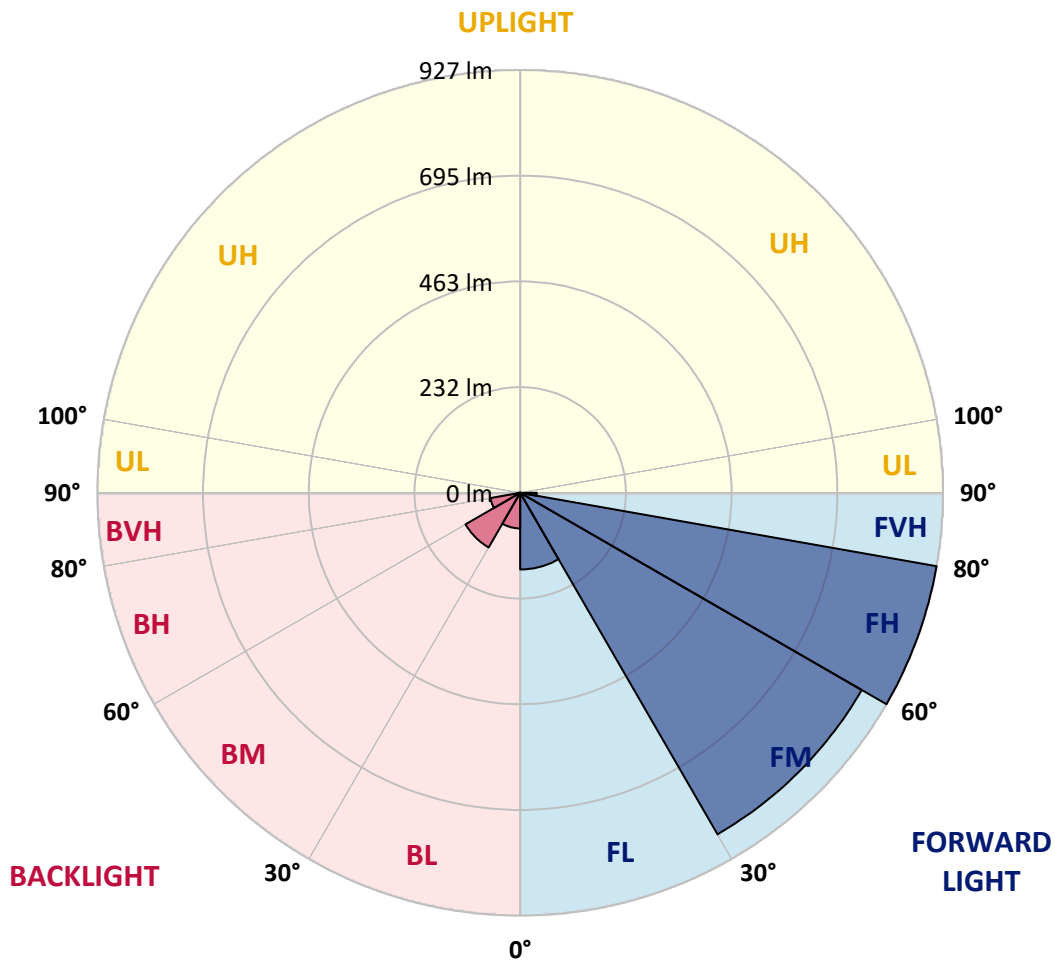
CATALOG NUMBER: ISW-AF-350-LED-E1-SL4

LUMINAIRE CLASSIFICATION SYSTEM LUMEN TABLE AND BUG RATING:

Zone	Lumens	% Fixture	Zone Rating/Lumen Limit		
			B	U	G
FL (0°-30°)	168.0	7.4			
FM (30°-60°)	864.4	37.8			
FH (60°-80°)	926.8	40.6			G1/1800
FVH (80°-90°)	36.4	1.6			G1/100
BL (0°-30°)	78.0	3.4	B0/110		
BM (30°-60°)	138.2	6.0	B0/220		
BH (60°-80°)	66.2	2.9	B0/110		G0/110
BVH (80°-90°)	6.8	0.3			G0/10
UL (90°-100°)	0.6	0.0		U1/10	
UH (100°-180°)	0.1	0.0		U1/10	

BUG Rating: B0-U1-G1

Type IV Short





REPORT NUMBER: P227060

CATALOG NUMBER: ISW-AF-350-LED-E1-SL4

CANDELA DISTRIBUTION (FULL):

	0°	5°	10°	15°	20°	25°	30°	35°	39°	40°	45°
0°	382.8	382.8	382.8	382.8	382.8	382.8	382.8	382.8	382.8	382.8	382.8
2.5°	392.1	392.4	392.4	392.8	391.4	391.4	391.7	390.3	391.0	390.6	388.7
5°	392.8	393.2	392.8	393.2	391.4	390.6	389.1	387.3	388.0	387.6	385.0
7.5°	391.0	391.4	390.6	391.0	388.7	387.3	385.0	383.5	382.4	382.1	378.7
10°	386.9	388.0	386.5	387.6	385.8	384.3	383.2	381.7	380.9	380.5	376.9
12.5°	380.9	381.7	382.1	383.5	383.5	383.9	383.9	382.8	383.2	382.8	379.8
15°	375.4	378.0	380.5	382.1	385.0	386.9	388.4	388.0	389.1	388.7	386.9
17.5°	375.4	377.6	382.1	386.9	392.4	395.1	397.3	397.3	397.6	396.9	393.9
20°	376.9	380.9	388.4	396.5	403.2	408.4	409.9	409.5	408.1	408.1	402.8
22.5°	389.1	391.7	399.9	408.8	418.1	423.2	423.6	422.5	419.5	418.8	412.5
25°	406.5	409.5	417.0	428.4	435.5	439.6	438.4	434.8	431.8	429.1	422.5
27.5°	433.6	435.9	443.2	451.0	455.1	456.6	452.1	446.9	443.7	442.5	433.6
30°	461.5	464.4	470.4	475.2	478.5	474.0	467.0	461.0	458.1	457.4	449.2
32.5°	495.5	495.9	500.0	501.1	501.5	494.1	484.5	478.8	477.7	476.3	469.9
35°	526.7	528.6	527.8	527.4	524.2	514.9	506.7	503.4	502.3	501.9	496.6
37.5°	554.5	557.5	555.7	552.3	548.2	540.8	532.2	528.6	532.2	530.1	531.2
40°	581.6	581.6	579.4	577.6	572.8	565.7	562.7	563.0	569.0	570.5	571.9
42.5°	605.0	604.7	602.4	600.9	600.2	598.7	597.2	604.3	615.7	618.0	621.3
45°	630.5	630.2	621.6	624.6	629.8	631.0	636.2	652.4	666.6	667.7	674.7
47.5°	655.4	652.4	644.4	647.3	662.2	669.9	678.4	701.4	721.1	725.2	744.8
50°	681.4	678.4	669.5	675.0	695.9	710.3	730.4	762.3	789.3	794.9	820.5
52.5°	708.5	708.1	701.0	709.6	735.2	764.5	796.1	832.0	865.0	872.1	909.9
55°	741.1	739.3	736.3	746.7	783.1	822.4	871.7	920.7	956.7	969.2	1007.4
57.5°	777.9	777.1	777.4	799.0	842.7	902.4	962.9	1029.0	1088.3	1097.2	1132.8
60°	809.8	811.2	819.8	853.6	908.4	989.3	1074.2	1163.6	1216.3	1225.6	1260.4
62.5°	848.6	857.2	876.2	918.8	983.4	1081.3	1191.4	1286.1	1353.9	1372.8	1438.9
65°	942.1	948.9	984.1	1035.6	1118.0	1243.4	1369.8	1507.4	1619.5	1636.5	1693.3
67.5°	1010.4	1027.5	1082.8	1167.0	1286.1	1446.2	1619.8	1786.4	1881.0	1888.8	1849.1
69°	986.6	1000.8	1066.0	1167.7	1311.2	1497.8	1713.7	1887.7	1945.9	1944.4	1836.5
70°	950.3	963.3	1035.2	1133.9	1290.1	1491.9	1715.2	1888.4	1923.7	1910.3	1786.8
72.5°	796.1	807.5	875.0	978.1	1129.4	1329.8	1540.2	1658.4	1651.0	1639.9	1435.9
75°	497.1	496.3	555.3	615.0	732.6	935.1	1091.7	1186.6	1171.4	1162.9	921.8
77.5°	185.9	198.9	220.3	284.5	338.7	448.1	574.6	680.3	709.6	672.1	496.3
80°	96.8	103.8	117.9	140.6	161.7	185.1	222.6	286.3	296.3	276.3	200.3
82.5°	76.4	84.9	99.0	118.4	133.2	124.3	117.2	121.3	120.5	115.0	102.0
85°	57.9	67.9	90.8	110.6	131.7	111.3	88.7	77.5	68.9	69.4	73.9
87.5°	28.9	37.4	71.6	96.5	114.6	73.9	57.9	44.9	37.4	36.0	48.2
90°	8.9	8.9	14.4	18.9	26.0	13.0	12.6	9.6	7.1	7.1	11.2
92.5°	0.0	0.0	0.0	0.0	0.0	0.0	0.0	0.0	0.0	0.0	0.0
95°	0.0	0.0	0.0	0.0	0.0	0.0	0.0	0.0	0.0	0.0	0.0
97.5°	0.0	0.0	0.0	0.0	0.0	0.0	0.0	0.0	0.0	0.0	0.0
100°	0.0	0.0	0.0	0.0	0.0	0.0	0.0	0.0	0.0	0.0	0.0
102.5°	0.0	0.0	0.0	0.0	0.0	0.0	0.0	0.0	0.0	0.0	0.0
105°	0.0	0.0	0.0	0.0	0.0	0.0	0.0	0.0	0.0	0.0	0.0
107.5°	0.0	0.0	0.0	0.0	0.0	0.0	0.0	0.0	0.0	0.0	0.0



REPORT NUMBER: P227060

CATALOG NUMBER: ISW-AF-350-LED-E1-SL4

CANDELA DISTRIBUTION (continued):

	0°	5°	10°	15°	20°	25°	30°	35°	39°	40°	45°
110°	0.0	0.0	0.0	0.0	0.0	0.0	0.0	0.0	0.0	0.0	0.0
112.5°	0.0	0.0	0.0	0.0	0.0	0.0	0.0	0.0	0.0	0.0	0.0
115°	0.0	0.0	0.0	0.0	0.0	0.0	0.0	0.0	0.0	0.0	0.0
117.5°	0.0	0.0	0.0	0.0	0.0	0.0	0.0	0.0	0.0	0.0	0.0
120°	0.0	0.0	0.0	0.0	0.0	0.0	0.0	0.0	0.0	0.0	0.0
122.5°	0.0	0.0	0.0	0.0	0.0	0.0	0.0	0.0	0.0	0.0	0.0
125°	0.0	0.0	0.0	0.0	0.0	0.0	0.0	0.0	0.0	0.0	0.0
127.5°	0.0	0.0	0.0	0.0	0.0	0.0	0.0	0.0	0.0	0.0	0.0
130°	0.0	0.0	0.0	0.0	0.0	0.0	0.0	0.0	0.0	0.0	0.0
132.5°	0.0	0.0	0.0	0.0	0.0	0.0	0.0	0.0	0.0	0.0	0.0
135°	0.0	0.0	0.0	0.0	0.0	0.0	0.0	0.0	0.0	0.0	0.0
137.5°	0.0	0.0	0.0	0.0	0.0	0.0	0.0	0.0	0.0	0.0	0.0
140°	0.0	0.0	0.0	0.0	0.0	0.0	0.0	0.0	0.0	0.0	0.0
142.5°	0.0	0.0	0.0	0.0	0.0	0.0	0.0	0.0	0.0	0.0	0.0
145°	0.0	0.0	0.0	0.0	0.0	0.0	0.0	0.0	0.0	0.0	0.0
147.5°	0.0	0.0	0.0	0.0	0.0	0.0	0.0	0.0	0.0	0.0	0.0
150°	0.0	0.0	0.0	0.0	0.0	0.0	0.0	0.0	0.0	0.0	0.0
152.5°	0.0	0.0	0.0	0.0	0.0	0.0	0.0	0.0	0.0	0.0	0.0
155°	0.0	0.0	0.0	0.0	0.0	0.0	0.0	0.0	0.0	0.0	0.0
157.5°	0.0	0.0	0.0	0.0	0.0	0.0	0.0	0.0	0.0	0.0	0.0
160°	0.0	0.0	0.0	0.0	0.0	0.0	0.0	0.0	0.0	0.0	0.0
162.5°	0.0	0.0	0.0	0.0	0.0	0.0	0.0	0.0	0.0	0.0	0.0
165°	0.0	0.0	0.0	0.0	0.0	0.0	0.0	0.0	0.0	0.0	0.0
167.5°	0.0	0.0	0.0	0.0	0.0	0.0	0.0	0.0	0.0	0.0	0.0
170°	0.0	0.0	0.0	0.0	0.0	0.0	0.0	0.0	0.0	0.0	0.0
172.5°	0.0	0.0	0.0	0.0	0.0	0.0	0.0	0.0	0.0	0.0	0.0
175°	0.0	0.0	0.0	0.0	0.0	0.0	0.0	0.0	0.0	0.0	0.0
177.5°	0.0	0.0	0.0	0.0	0.0	0.0	0.0	0.0	0.0	0.0	0.0
180°	0.0	0.0	0.0	0.0	0.0	0.0	0.0	0.0	0.0	0.0	0.0



REPORT NUMBER: P227060

CATALOG NUMBER: ISW-AF-350-LED-E1-SL4

CANDELA DISTRIBUTION (continued):

	50°	55°	60°	65°	70°	75°	80°	85°	90°	95°	100°
0°	382.8	382.8	382.8	382.8	382.8	382.8	382.8	382.8	382.8	382.8	382.8
2.5°	387.3	387.3	386.5	386.2	385.0	383.5	382.4	380.5	379.4	377.6	375.4
5°	382.4	380.9	380.2	378.7	376.4	374.6	372.5	369.8	366.8	363.1	359.1
7.5°	376.1	373.9	371.3	370.5	368.0	365.7	363.1	359.5	355.4	348.7	343.5
10°	373.5	371.3	369.1	367.5	364.3	361.6	358.6	353.8	348.7	339.7	330.1
12.5°	376.1	373.9	371.6	369.1	366.1	363.1	359.1	353.1	346.1	334.6	322.7
15°	382.4	380.2	376.4	373.9	369.8	367.2	361.6	355.0	344.6	330.5	315.0
17.5°	389.4	386.2	382.8	378.7	375.0	371.6	365.7	357.2	344.2	327.5	307.5
20°	396.2	392.4	387.3	384.3	380.5	375.7	369.5	359.1	343.5	321.6	299.7
22.5°	404.0	399.2	393.5	390.3	387.3	383.2	375.7	362.4	343.5	318.2	290.8
25°	414.0	407.6	402.1	398.7	396.9	393.9	385.0	370.2	346.1	316.4	283.4
27.5°	425.9	417.7	412.9	410.6	410.2	408.1	399.2	380.5	352.0	316.4	276.3
30°	440.0	432.9	426.6	426.6	431.1	429.5	419.5	396.5	361.3	317.5	271.2
32.5°	459.6	452.6	448.9	452.6	457.4	458.8	447.3	419.1	376.4	322.7	266.0
35°	488.6	484.1	481.5	487.0	496.6	500.4	486.3	452.9	398.7	332.8	263.0
37.5°	526.7	523.3	520.1	529.7	547.9	555.3	534.9	491.8	430.7	349.4	261.5
40°	570.5	570.9	574.6	593.8	611.3	626.9	603.8	550.9	474.4	373.2	263.0
42.5°	622.5	626.5	639.1	665.8	699.6	711.8	689.6	622.1	529.0	401.7	266.7
45°	687.0	697.8	719.2	758.9	799.7	818.7	787.2	711.8	597.6	447.3	277.1
47.5°	755.6	779.3	815.7	863.9	911.3	923.6	884.6	793.1	664.7	487.7	293.1
50°	843.5	872.5	908.8	966.7	1017.1	1024.5	972.9	868.4	723.3	523.0	308.2
52.5°	925.5	964.7	1011.2	1078.3	1129.4	1120.2	1053.4	935.5	769.7	547.1	316.8
55°	1037.5	1078.3	1130.6	1189.2	1240.0	1217.7	1126.5	992.6	806.8	565.0	319.4
57.5°	1165.4	1196.6	1247.8	1307.9	1341.3	1303.0	1198.5	1048.2	842.0	565.3	299.0
60°	1291.2	1327.6	1384.0	1442.9	1461.5	1395.4	1248.5	1056.8	807.1	504.4	239.3
62.5°	1477.4	1514.2	1542.7	1552.3	1519.0	1386.2	1190.3	966.7	695.9	398.0	169.5
65°	1685.5	1644.0	1588.7	1536.8	1445.8	1244.1	1026.3	794.1	540.1	266.0	116.8
67.5°	1740.0	1613.5	1493.4	1377.6	1208.1	990.7	774.2	558.6	346.5	151.3	79.4
69°	1683.3	1498.5	1364.6	1181.0	1006.0	741.5	533.4	357.9	206.9	105.4	66.4
70°	1579.4	1387.3	1205.9	1009.3	779.3	566.4	354.7	234.5	135.0	76.8	59.7
72.5°	1191.8	952.9	734.5	477.0	290.8	161.3	113.5	81.2	64.1	56.4	51.1
75°	689.2	458.8	300.4	160.2	94.9	70.5	61.6	54.9	50.8	49.0	44.5
77.5°	290.8	181.8	123.2	90.1	63.8	54.5	47.5	43.8	43.4	42.2	38.2
80°	132.5	113.5	96.8	67.9	48.6	41.5	36.3	35.6	36.3	35.2	31.2
82.5°	98.3	96.8	80.8	52.3	37.1	27.8	22.6	23.7	26.7	28.9	25.3
85°	81.9	81.9	67.9	39.0	24.4	17.8	17.4	19.6	22.3	24.1	20.4
87.5°	75.3	72.3	39.0	20.0	14.1	11.5	10.7	9.6	9.6	16.7	14.1
90°	7.5	3.4	1.8	1.5	1.8	1.5	2.3	1.8	1.8	1.8	1.8
92.5°	0.0	0.0	0.0	0.0	0.0	0.0	0.0	0.0	0.0	0.0	0.0
95°	0.0	0.0	0.0	0.0	0.0	0.0	0.0	0.0	0.0	0.0	0.0
97.5°	0.0	0.0	0.0	0.0	0.0	0.0	0.0	0.0	0.0	0.0	0.0
100°	0.0	0.0	0.0	0.0	0.0	0.0	0.0	0.0	0.0	0.0	0.0
102.5°	0.0	0.0	0.0	0.0	0.0	0.0	0.0	0.0	0.0	0.0	0.0
105°	0.0	0.0	0.0	0.0	0.0	0.0	0.0	0.0	0.0	0.0	0.0
107.5°	0.0	0.0	0.0	0.0	0.0	0.0	0.0	0.0	0.0	0.0	0.0



REPORT NUMBER: P227060

CATALOG NUMBER: ISW-AF-350-LED-E1-SL4

CANDELA DISTRIBUTION (continued):

	50°	55°	60°	65°	70°	75°	80°	85°	90°	95°	100°
110°	0.0	0.0	0.0	0.0	0.0	0.0	0.0	0.0	0.0	0.0	0.0
112.5°	0.0	0.0	0.0	0.0	0.0	0.0	0.0	0.0	0.0	0.0	0.0
115°	0.0	0.0	0.0	0.0	0.0	0.0	0.0	0.0	0.0	0.0	0.0
117.5°	0.0	0.0	0.0	0.0	0.0	0.0	0.0	0.0	0.0	0.0	0.0
120°	0.0	0.0	0.0	0.0	0.0	0.0	0.0	0.0	0.0	0.0	0.0
122.5°	0.0	0.0	0.0	0.0	0.0	0.0	0.0	0.0	0.0	0.0	0.0
125°	0.0	0.0	0.0	0.0	0.0	0.0	0.0	0.0	0.0	0.0	0.0
127.5°	0.0	0.0	0.0	0.0	0.0	0.0	0.0	0.0	0.0	0.0	0.0
130°	0.0	0.0	0.0	0.0	0.0	0.0	0.0	0.0	0.0	0.0	0.0
132.5°	0.0	0.0	0.0	0.0	0.0	0.0	0.0	0.0	0.0	0.0	0.0
135°	0.0	0.0	0.0	0.0	0.0	0.0	0.0	0.0	0.0	0.0	0.0
137.5°	0.0	0.0	0.0	0.0	0.0	0.0	0.0	0.0	0.0	0.0	0.0
140°	0.0	0.0	0.0	0.0	0.0	0.0	0.0	0.0	0.0	0.0	0.0
142.5°	0.0	0.0	0.0	0.0	0.0	0.0	0.0	0.0	0.0	0.0	0.0
145°	0.0	0.0	0.0	0.0	0.0	0.0	0.0	0.0	0.0	0.0	0.0
147.5°	0.0	0.0	0.0	0.0	0.0	0.0	0.0	0.0	0.0	0.0	0.0
150°	0.0	0.0	0.0	0.0	0.0	0.0	0.0	0.0	0.0	0.0	0.0
152.5°	0.0	0.0	0.0	0.0	0.0	0.0	0.0	0.0	0.0	0.0	0.0
155°	0.0	0.0	0.0	0.0	0.0	0.0	0.0	0.0	0.0	0.0	0.0
157.5°	0.0	0.0	0.0	0.0	0.0	0.0	0.0	0.0	0.0	0.0	0.0
160°	0.0	0.0	0.0	0.0	0.0	0.0	0.0	0.0	0.0	0.0	0.0
162.5°	0.0	0.0	0.0	0.0	0.0	0.0	0.0	0.0	0.0	0.0	0.0
165°	0.0	0.0	0.0	0.0	0.0	0.0	0.0	0.0	0.0	0.0	0.0
167.5°	0.0	0.0	0.0	0.0	0.0	0.0	0.0	0.0	0.0	0.0	0.0
170°	0.0	0.0	0.0	0.0	0.0	0.0	0.0	0.0	0.0	0.0	0.0
172.5°	0.0	0.0	0.0	0.0	0.0	0.0	0.0	0.0	0.0	0.0	0.0
175°	0.0	0.0	0.0	0.0	0.0	0.0	0.0	0.0	0.0	0.0	0.0
177.5°	0.0	0.0	0.0	0.0	0.0	0.0	0.0	0.0	0.0	0.0	0.0
180°	0.0	0.0	0.0	0.0	0.0	0.0	0.0	0.0	0.0	0.0	0.0



REPORT NUMBER: P227060

CATALOG NUMBER: ISW-AF-350-LED-E1-SL4

CANDELA DISTRIBUTION (continued):

	105°	110°	115°	120°	125°	130°	135°	140°	145°	150°	155°
0°	382.8	382.8	382.8	382.8	382.8	382.8	382.8	382.8	382.8	382.8	382.8
2.5°	373.5	372.0	368.4	367.5	366.5	365.0	364.6	362.7	359.1	358.3	358.6
5°	356.5	350.6	346.5	343.1	340.5	333.8	331.2	328.3	323.0	321.6	319.4
7.5°	336.4	329.4	321.2	315.3	308.2	301.2	295.6	288.6	283.1	279.7	273.7
10°	320.9	311.2	300.4	288.6	279.3	268.5	261.5	253.4	244.5	236.3	230.4
12.5°	309.0	295.6	280.1	266.0	252.6	241.1	228.5	217.0	205.8	194.8	185.1
15°	299.3	282.6	263.0	245.2	228.8	211.8	197.7	181.8	167.7	158.0	145.8
17.5°	289.0	267.4	244.1	223.3	202.1	184.3	166.5	149.9	136.5	123.9	113.9
20°	276.3	250.4	225.2	201.0	177.0	156.5	138.4	122.4	109.5	99.4	92.0
22.5°	262.3	231.8	202.5	176.2	152.1	132.1	115.0	103.1	93.5	87.9	85.7
25°	248.5	213.7	180.7	151.7	127.6	110.6	99.0	89.0	84.2	81.9	81.9
27.5°	235.9	195.1	158.4	130.2	106.8	93.5	84.6	80.5	78.3	78.3	79.4
30°	224.0	176.6	137.3	108.6	90.1	80.1	75.3	73.9	74.2	75.7	77.1
32.5°	210.3	158.8	119.1	93.5	78.3	71.6	67.9	68.2	70.1	72.7	75.3
35°	195.9	139.8	103.1	81.9	70.1	65.0	62.7	63.0	65.7	68.9	71.6
37.5°	182.9	124.6	90.8	73.0	64.1	60.9	59.0	59.3	61.2	65.3	68.6
40°	169.9	111.6	80.8	67.9	60.9	57.5	56.4	56.1	57.5	61.2	65.3
42.5°	158.8	100.6	74.9	64.1	58.6	55.6	54.1	54.1	54.9	57.9	62.0
45°	152.1	93.8	70.9	61.6	56.8	54.1	52.7	52.0	53.1	54.9	58.6
47.5°	152.1	90.5	68.2	59.7	55.2	53.1	51.1	50.8	51.1	53.1	56.8
50°	157.2	91.2	67.9	59.0	54.5	51.6	49.7	49.7	50.4	53.1	56.1
52.5°	161.7	92.8	68.9	59.7	54.5	50.8	48.6	48.2	49.3	52.0	54.5
55°	161.0	92.8	70.1	60.9	55.6	51.1	48.2	47.9	48.6	51.1	53.8
57.5°	143.9	87.2	68.9	61.6	57.1	53.1	50.1	49.0	49.7	52.0	54.1
60°	116.5	77.5	66.0	61.6	59.3	56.4	53.4	52.7	53.1	55.2	57.9
62.5°	91.2	68.9	62.3	61.2	60.5	59.0	57.9	57.1	57.1	59.0	61.2
65°	74.2	62.3	59.3	59.7	60.5	60.0	59.7	59.3	59.3	60.5	62.7
67.5°	62.0	56.1	55.2	56.4	57.1	57.5	57.9	57.5	57.9	59.0	61.6
69°	56.4	52.7	52.0	52.7	54.1	54.5	55.2	54.9	55.2	56.4	59.0
70°	53.1	50.1	49.3	50.4	51.6	52.0	52.7	52.3	52.7	53.8	56.4
72.5°	46.0	42.7	41.5	42.2	43.4	43.4	44.5	44.9	44.2	44.5	46.3
75°	39.3	35.6	33.8	34.2	34.2	34.2	34.9	34.9	34.2	33.8	34.2
77.5°	33.0	28.9	26.7	26.7	26.7	26.3	25.3	25.6	26.0	25.6	26.0
80°	26.0	22.6	20.4	20.4	20.4	19.6	19.3	19.3	20.0	20.8	20.4
82.5°	20.0	16.7	15.5	15.2	15.2	14.4	14.4	15.2	14.8	15.2	16.0
85°	14.4	11.9	10.7	11.2	10.7	10.0	10.4	11.5	11.5	11.2	11.9
87.5°	8.9	7.5	7.1	7.5	6.6	5.5	5.2	5.5	6.3	5.9	6.6
90°	1.1	0.7	0.7	0.7	1.1	0.7	0.7	0.7	1.1	1.1	0.7
92.5°	0.0	0.0	0.0	0.0	0.0	0.0	0.0	0.0	0.0	0.0	0.0
95°	0.0	0.0	0.0	0.0	0.0	0.0	0.0	0.0	0.0	0.0	0.0
97.5°	0.0	0.0	0.0	0.0	0.0	0.0	0.0	0.0	0.0	0.0	0.0
100°	0.0	0.0	0.0	0.0	0.0	0.0	0.0	0.0	0.0	0.0	0.0
102.5°	0.0	0.0	0.0	0.0	0.0	0.0	0.0	0.0	0.0	0.0	0.0
105°	0.0	0.0	0.0	0.0	0.0	0.0	0.0	0.0	0.0	0.0	0.0
107.5°	0.0	0.0	0.0	0.0	0.0	0.0	0.0	0.0	0.0	0.0	0.0



REPORT NUMBER: P227060
 CATALOG NUMBER: ISW-AF-350-LED-E1-SL4

REPORT N
 CATALOG

CANDELA DISTRIBUTION (continued):

CANDELA

	105°	110°	115°	120°	125°	130°	135°	140°	145°	150°	155°	
110°	0.0	0.0	0.0	0.0	0.0	0.0	0.0	0.0	0.0	0.0	0.0	0°
112.5°	0.0	0.0	0.0	0.0	0.0	0.0	0.0	0.0	0.0	0.0	0.0	2.5°
115°	0.0	0.0	0.0	0.0	0.0	0.0	0.0	0.0	0.0	0.0	0.0	5°
117.5°	0.0	0.0	0.0	0.0	0.0	0.0	0.0	0.0	0.0	0.0	0.0	7.5°
120°	0.0	0.0	0.0	0.0	0.0	0.0	0.0	0.0	0.0	0.0	0.0	10°
122.5°	0.0	0.0	0.0	0.0	0.0	0.0	0.0	0.0	0.0	0.0	0.0	12.5°
125°	0.0	0.0	0.0	0.0	0.0	0.0	0.0	0.0	0.0	0.0	0.0	15°
127.5°	0.0	0.0	0.0	0.0	0.0	0.0	0.0	0.0	0.0	0.0	0.0	17.5°
130°	0.0	0.0	0.0	0.0	0.0	0.0	0.0	0.0	0.0	0.0	0.0	20°
132.5°	0.0	0.0	0.0	0.0	0.0	0.0	0.0	0.0	0.0	0.0	0.0	22.5°
135°	0.0	0.0	0.0	0.0	0.0	0.0	0.0	0.0	0.0	0.0	0.0	25°
137.5°	0.0	0.0	0.0	0.0	0.0	0.0	0.0	0.0	0.0	0.0	0.0	27.5°
140°	0.0	0.0	0.0	0.0	0.0	0.0	0.0	0.0	0.0	0.0	0.0	30°
142.5°	0.0	0.0	0.0	0.0	0.0	0.0	0.0	0.0	0.0	0.0	0.0	32.5°
145°	0.0	0.0	0.0	0.0	0.0	0.0	0.0	0.0	0.0	0.0	0.0	35°
147.5°	0.0	0.0	0.0	0.0	0.0	0.0	0.0	0.0	0.0	0.0	0.0	37.5°
150°	0.0	0.0	0.0	0.0	0.0	0.0	0.0	0.0	0.0	0.0	0.0	40°
152.5°	0.0	0.0	0.0	0.0	0.0	0.0	0.0	0.0	0.0	0.0	0.0	42.5°
155°	0.0	0.0	0.0	0.0	0.0	0.0	0.0	0.0	0.0	0.0	0.0	45°
157.5°	0.0	0.0	0.0	0.0	0.0	0.0	0.0	0.0	0.0	0.0	0.0	47.5°
160°	0.0	0.0	0.0	0.0	0.0	0.0	0.0	0.0	0.0	0.0	0.0	50°
162.5°	0.0	0.0	0.0	0.0	0.0	0.0	0.0	0.0	0.0	0.0	0.0	52.5°
165°	0.0	0.0	0.0	0.0	0.0	0.0	0.0	0.0	0.0	0.0	0.0	55°
167.5°	0.0	0.0	0.0	0.0	0.0	0.0	0.0	0.0	0.0	0.0	0.0	57.5°
170°	0.0	0.0	0.0	0.0	0.0	0.0	0.0	0.0	0.0	0.0	0.0	60°
172.5°	0.0	0.0	0.0	0.0	0.0	0.0	0.0	0.0	0.0	0.0	0.0	62.5°
175°	0.0	0.0	0.0	0.0	0.0	0.0	0.0	0.0	0.0	0.0	0.0	65°
177.5°	0.0	0.0	0.0	0.0	0.0	0.0	0.0	0.0	0.0	0.0	0.0	67.5°
180°	0.0	0.0	0.0	0.0	0.0	0.0	0.0	0.0	0.0	0.0	0.0	69°
												70°
												72.5°
												75°
												77.5°
												80°
												82.5°
												85°
												87.5°
												90°
												92.5°
												95°
												97.5°
												100°
												102.5°
												105°
												107.5°

NUMBER: P227060
 NUMBER: ISW-AF-350-LED-E1-SL4

REPORT NUMBER: P
 CATALOG NUMBER:

DISTRIBUTION (continued):

160°	165°	170°	175°	180°
382.8	382.8	382.8	382.8	382.8
356.1	357.2	352.4	354.7	353.1
317.1	315.3	315.0	313.8	311.6
271.5	270.1	265.6	267.1	263.7
224.4	224.0	215.8	216.3	212.2
181.1	174.3	171.0	166.1	168.8
140.2	134.6	127.6	125.7	128.4
105.7	100.1	96.8	93.8	92.8
87.6	84.2	82.3	81.2	80.5
84.6	83.8	83.5	82.8	82.3
82.8	83.5	83.5	83.5	82.8
80.8	82.3	82.8	82.3	81.6
79.0	80.1	80.1	79.8	78.7
76.4	77.5	77.5	77.1	76.4
73.4	74.2	74.6	74.6	74.9
71.2	71.9	72.7	73.4	74.6
68.6	69.8	70.1	71.6	73.0
65.3	66.8	67.5	68.6	70.1
62.0	63.8	64.1	65.7	67.1
60.5	62.0	62.0	63.0	64.1
58.6	59.3	59.0	59.7	60.0
56.8	57.5	57.1	57.9	58.2
55.2	56.1	56.8	57.5	57.9
56.1	57.1	57.5	58.6	59.0
59.3	60.9	62.3	63.8	65.0
62.7	64.5	67.9	74.6	77.1
64.5	67.1	74.9	86.4	89.8
63.4	66.8	76.0	88.3	92.4
61.2	63.8	73.9	86.4	90.1
58.2	60.9	70.9	84.6	87.9
47.2	48.6	59.7	72.7	74.9
34.5	35.6	44.2	49.3	49.0
26.7	28.2	31.2	31.5	31.2
21.2	21.9	23.3	23.3	23.7
16.4	16.7	17.4	16.7	16.4
12.3	11.9	11.5	11.2	10.7
7.1	7.1	5.9	5.2	4.8
0.7	1.1	1.1	0.7	0.0
0.0	0.0	0.0	0.0	0.0
0.0	0.0	0.0	0.0	0.0
0.0	0.0	0.0	0.0	0.0
0.0	0.0	0.0	0.0	0.0
0.0	0.0	0.0	0.0	0.0
0.0	0.0	0.0	0.0	0.0
0.0	0.0	0.0	0.0	0.0
0.0	0.0	0.0	0.0	0.0
0.0	0.0	0.0	0.0	0.0

CANDELA DISTRIBUTION:

	160°
110°	0.0
112.5°	0.0
115°	0.0
117.5°	0.0
120°	0.0
122.5°	0.0
125°	0.0
127.5°	0.0
130°	0.0
132.5°	0.0
135°	0.0
137.5°	0.0
140°	0.0
142.5°	0.0
145°	0.0
147.5°	0.0
150°	0.0
152.5°	0.0
155°	0.0
157.5°	0.0
160°	0.0
162.5°	0.0
165°	0.0
167.5°	0.0
170°	0.0
172.5°	0.0
175°	0.0
177.5°	0.0
180°	0.0



'227060
ISW-AF-350-LED-E1-SL4

TION (continued):

165°	170°	175°	180°
0.0	0.0	0.0	0.0
0.0	0.0	0.0	0.0
0.0	0.0	0.0	0.0
0.0	0.0	0.0	0.0
0.0	0.0	0.0	0.0
0.0	0.0	0.0	0.0
0.0	0.0	0.0	0.0
0.0	0.0	0.0	0.0
0.0	0.0	0.0	0.0
0.0	0.0	0.0	0.0
0.0	0.0	0.0	0.0
0.0	0.0	0.0	0.0
0.0	0.0	0.0	0.0
0.0	0.0	0.0	0.0
0.0	0.0	0.0	0.0
0.0	0.0	0.0	0.0
0.0	0.0	0.0	0.0
0.0	0.0	0.0	0.0
0.0	0.0	0.0	0.0
0.0	0.0	0.0	0.0
0.0	0.0	0.0	0.0
0.0	0.0	0.0	0.0
0.0	0.0	0.0	0.0
0.0	0.0	0.0	0.0
0.0	0.0	0.0	0.0
0.0	0.0	0.0	0.0
0.0	0.0	0.0	0.0
0.0	0.0	0.0	0.0
0.0	0.0	0.0	0.0
0.0	0.0	0.0	0.0
0.0	0.0	0.0	0.0
0.0	0.0	0.0	0.0
0.0	0.0	0.0	0.0
0.0	0.0	0.0	0.0
0.0	0.0	0.0	0.0
0.0	0.0	0.0	0.0

(END OF REPORT)